

# CATALOGO CATALOGUE

 ANAUNIA®

ARIA



# INDEX

01

**FINITURE**  
Finishings

02

**RILIEVO**  
Survey

03

**CONFIGURAZIONE PARETE**  
Wall configuration

04

**FISSAGGIO GUIDE**  
Fitting guides


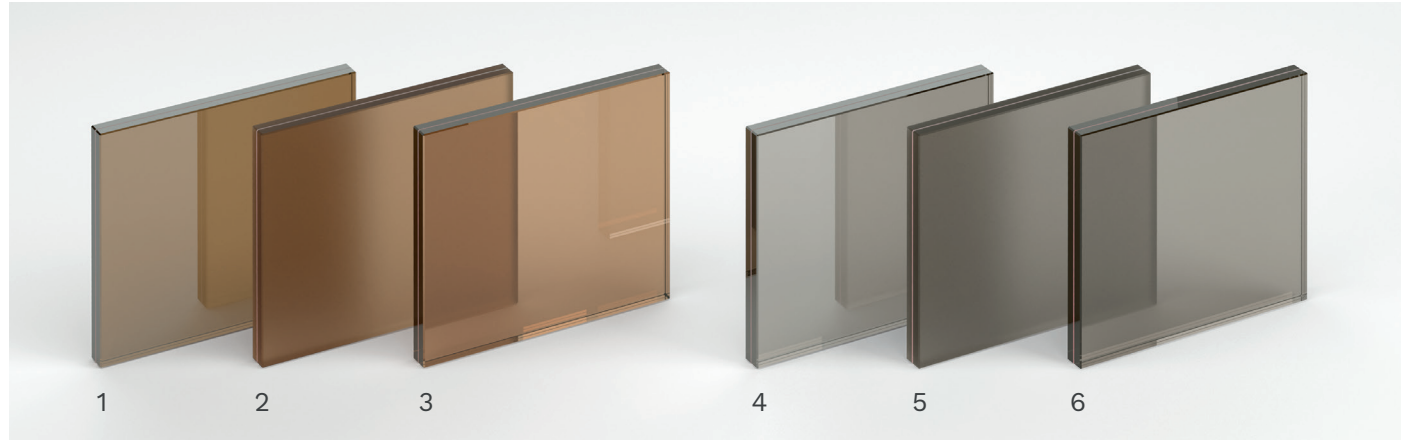
# FINITURE FINISHING

Le superfici delle pareti scorrevoli possono essere personalizzate sia nella scelta dei materiali di rivestimento che nella finitura. Vengono rappresentate solo una parte delle nostre finiture. Per conoscere l'intera gamma delle finiture contatti un nostro consulente.

Sliding Partitions' surfaces can be customised on both covering materials and finishes. Only a selection of our finishes is shown here. To see the full range please ask one of our consultants.

## VETRI | GLASS

SPESSORE THICKNESS **44.1**



1. Riflettente bronzo
2. Acidato bronzo
3. Bronzo
4. Riflettente fumè
5. Acidato fumè
6. Fumè
7. PVB colorato
8. Bianco latte coprente
9. Satinato bianco
10. Trasparente
11. Trasparente extrachiaro
12. Rete metallica o tessuto


1. Reflective bronze
2. Etched bronze
3. Bronze
4. Reflective smoked
5. Etched smoked
6. Smoked
7. Coloured PVB
8. Opaque milk white
9. White satin
10. Float
11. Extraclear
12. Wire mesh or fabric

## TELAI | FRAME

FINITURA FINISHES **VERNICIATO O ANODIZZATO**



Verniciatura in qualsiasi tinta RAL o NCS  
Painting in any RAL or NCS colour



Anodizzazione in vari colori  
Anodizing in various colours

## PANNELLI | PANELS

SPESSORE THICKNESS **VARIO** FINITURA FINISHES **VARIA**

I nostri pannelli possono essere di CPL, HPL nelle diverse Serie, laccati o impiallacciati. Per conoscere l'intera gamma contatti un nostro consulente.


Our panels can be in CPL, HPL in the different Series, lacqued or veneered. To see the full range please ask one of our consultants.

<b>CPL</b>				
	Bianco	Avorio	Grigio	
<b>HPL Serie Colours</b>				
	Giallo Polenta	Rosso Tango	Verde Chiaro	Blu Acciaio
<b>HPL Serie Polaris</b>				
	Grigio Scuro	Beige	Sahara Beige	Grigio Medio
<b>HPL Serie Rocks</b>				
	Samsara Avorio	Arenite	Piombo	Royale
<b>HPL Serie Legni</b>				
	Fenice Iside	Acero Ivory	Limba Noir	Transversal Tobacco
<b>HPL Serie Legni Diplos</b>				
	Grigio Cosmico	Bouclé Persia	Corallo Malindi	

**RILIEVO**  
**SURVEY**

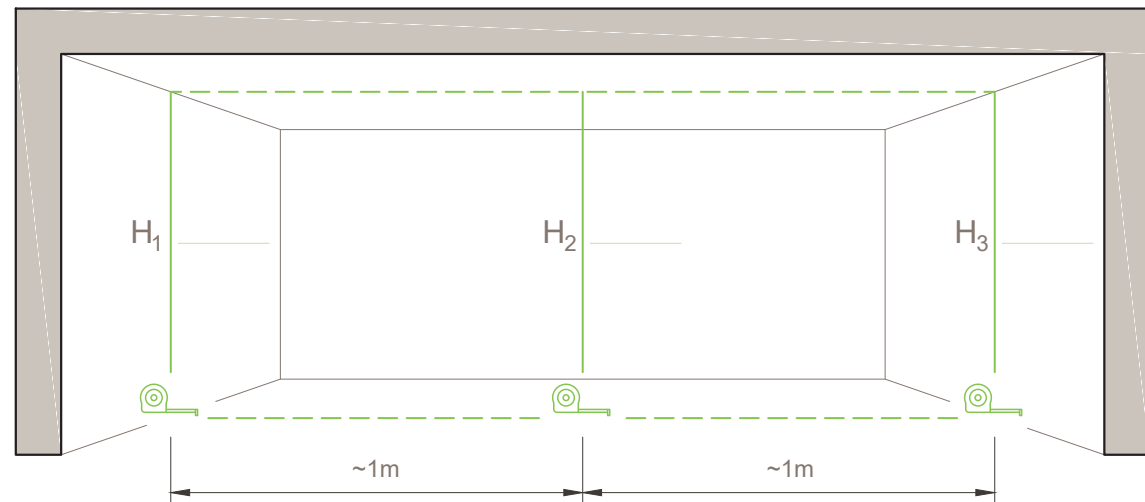
Raccomandiamo di prendere le misure il più perpendicolare possibile.

Please make sure to take measurements as upright as possible.



**LUNGHEZZA**  
Rilevare la lunghezza del vano in alto, al centro, in basso e indicarle.

**LENGTH**  
Take measurements of the opening, at the top, bottom and mid point.

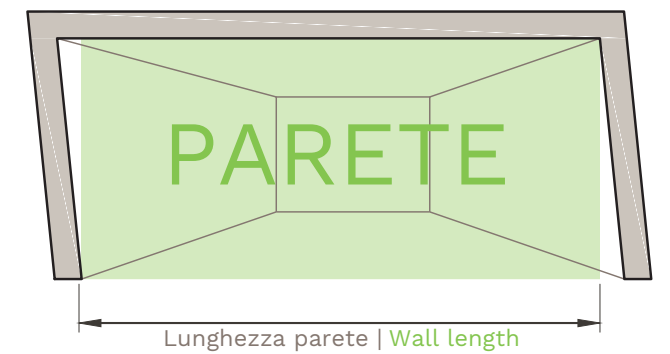
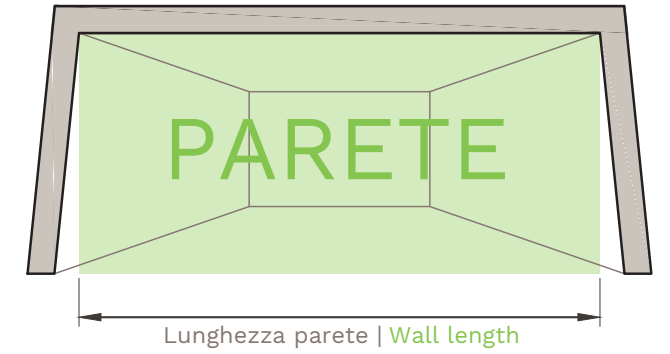


**ALTEZZA**  
Rilevare l'altezza del vano a sinistra, al centro, a destra e indicarle.

**HEIGHT**  
Take measurements of the opening, at the left, centre, right (or else every meter).

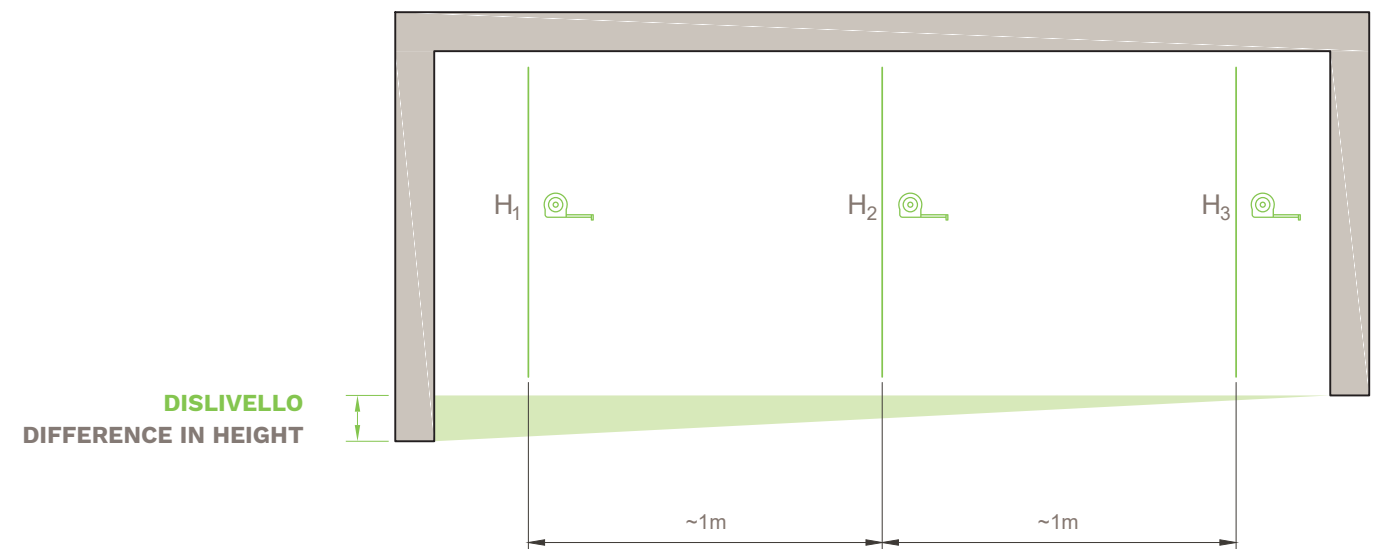
In presenza di fuori piombo delle pareti, fornire la lunghezza così come riportato negli schemi.

In case of overhanging walls, provide the length as shown in the diagrams.



Con la presenza di un dislivello a pavimento, per progettare la parete bisogna utilizzare l'altezza minore.

With the presence of a difference in height, the lowest height must be used to design the wall.

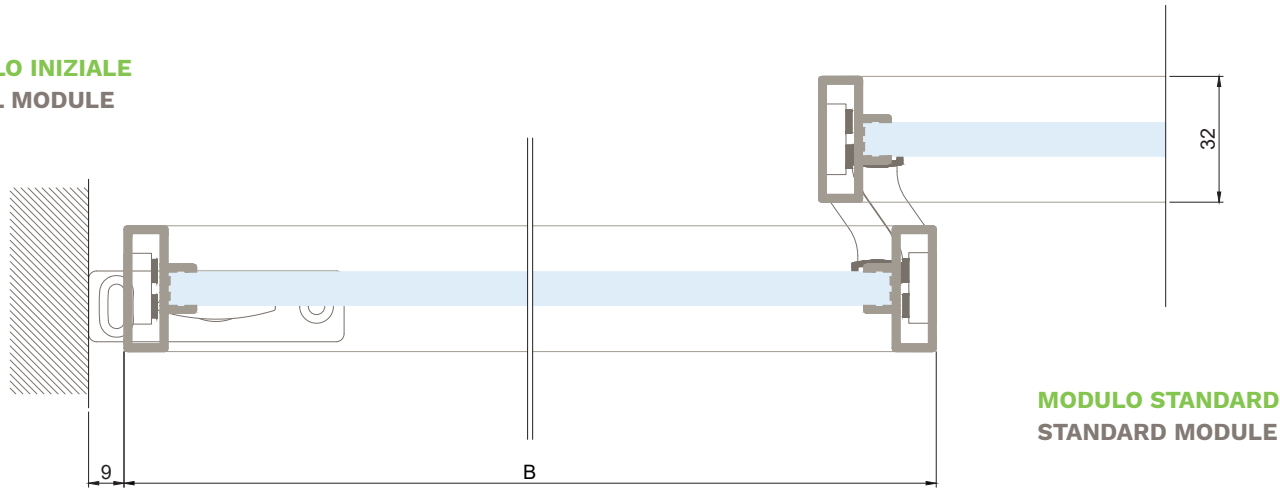


# CONFIGURAZIONE PARETE WALL CONFIGURATION


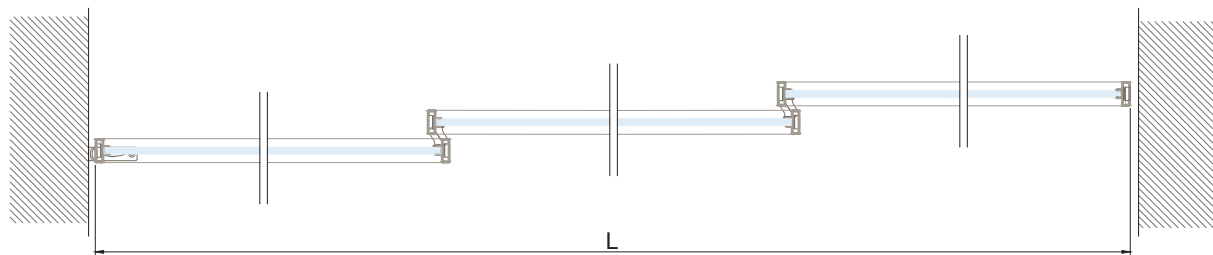
La parete scorrevole ARIA può essere realizzata in diverse configurazioni. Questo per soddisfare le diverse esigenze dei clienti.  
La parete può essere prodotta con un minimo di un singolo modulo, fino a un massimo di quattro.

ARIA Sliding Wall can be made in different configurations. This is to meet the different needs of customers.  
The wall can be produced with a minimum of a single module, up to a maximum of four.

## MODULO INIZIALE INITIAL MODULE



## MODULO STANDARD STANDARD MODULE

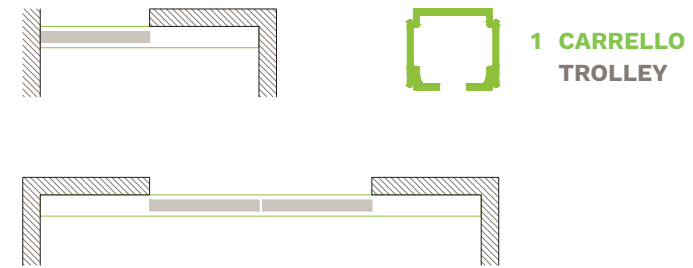


CALCOLO LARGHEZZA SINGOLO MODULO	
Per 4 moduli =	$\frac{(L_{muro} + 90 - 18)}{4}$
Per 3 moduli =	$\frac{(L_{muro} + 60 - 18)}{3}$
Per 2 moduli =	$\frac{(L_{muro} + 30 - 18)}{2}$

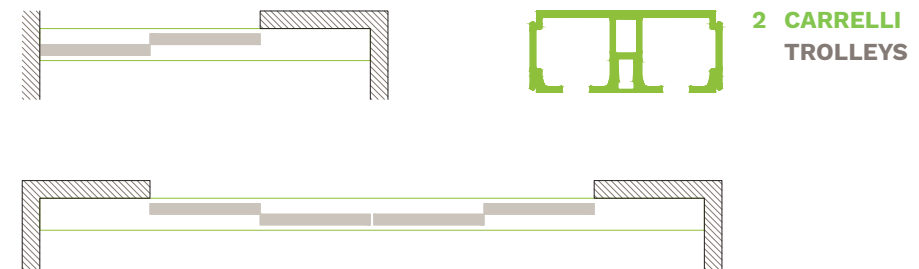
- L | Larghezza parete (  $L_{parete} = L_{muro} - 18 \text{ mm}$  )
- S | nr. moduli x 38 mm
- I | Ingombro impaccettamento

- L | Wall width (  $L_{side} = L_{wall} - 18 \text{ mm}$  )
- S | no. modules x 38 mm
- I | Packing size

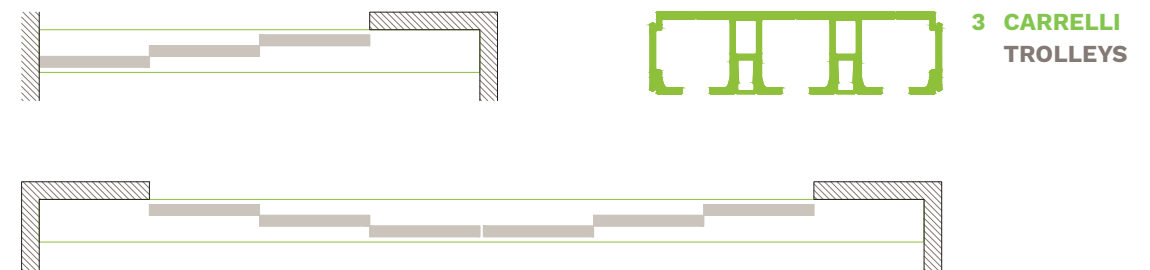
## 1 MODULO | MODULE



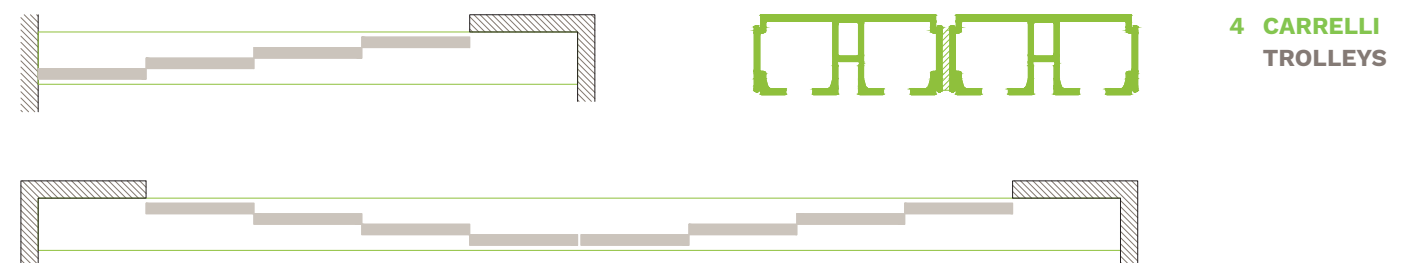
## 2 MODULI | MODULES



## 3 MODULI | MODULES



## 4 MODULI | MODULES



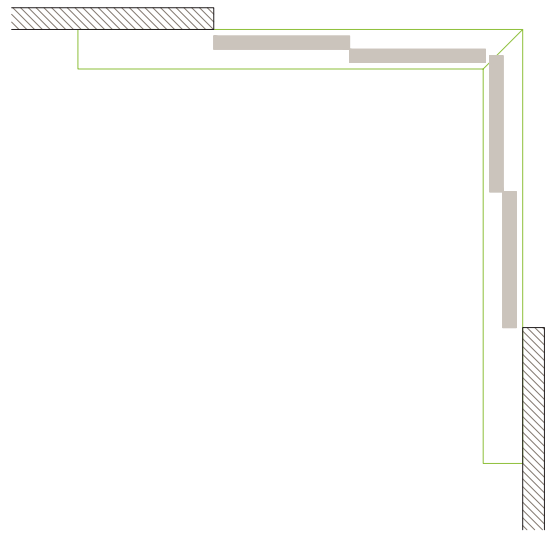
## CONFIGURAZIONE AD ANGOLO RETTO

### RIGHT ANGLE CONFIGURATION

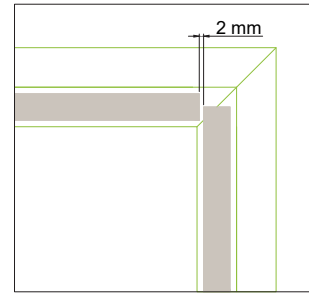
I binari Anaunia consentono la realizzazione di composizioni ad angolo retto. Possono essere a filo interno e a filo esterno della parete.

Anaunia tracks allow the creation of right-angled compositions. They can be internally and externally flush with the wall.

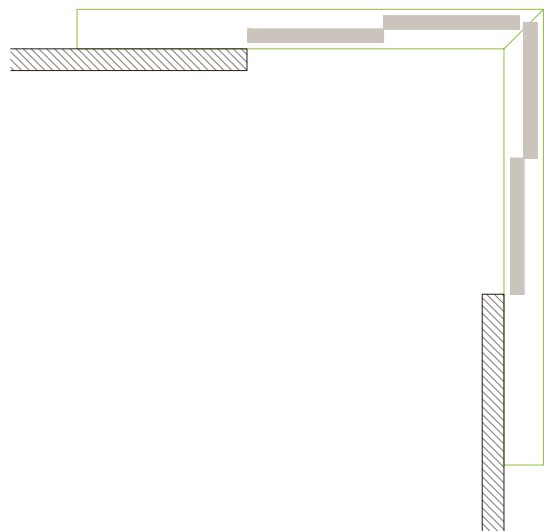
#### FILO INTERNO | INTERNAL WIRE



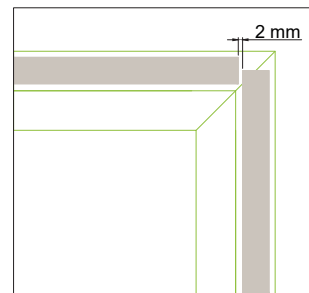
#### SORMONTO OVERLAP



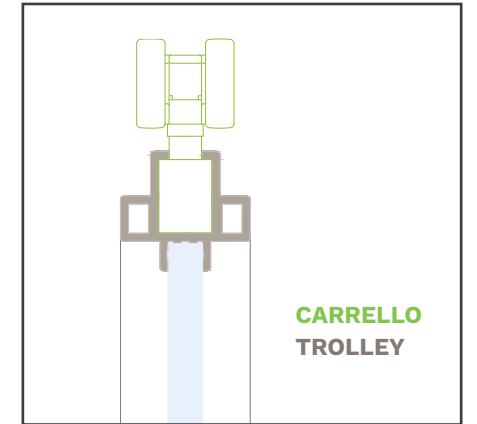
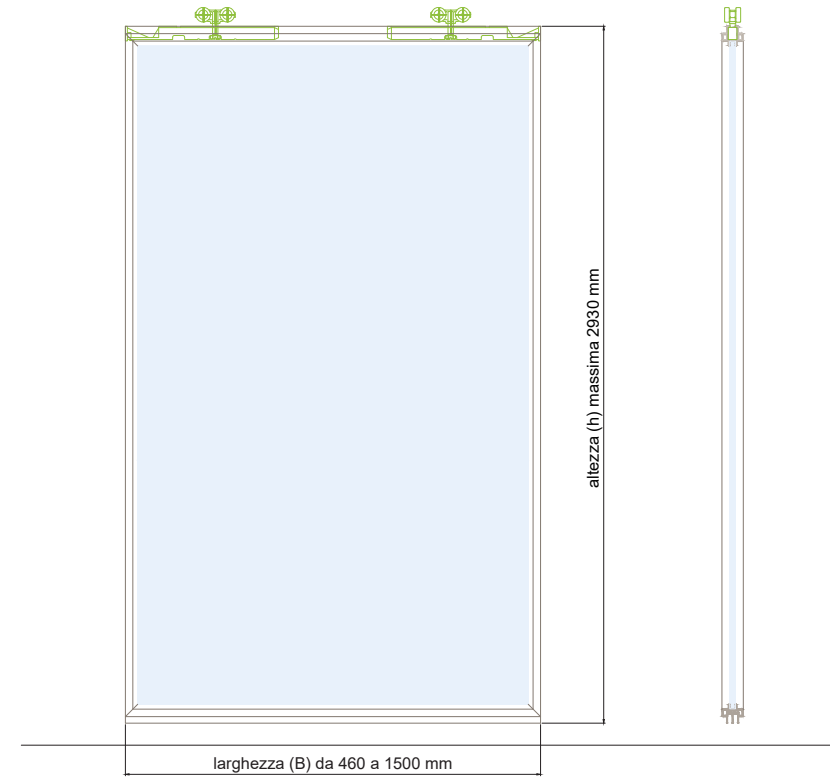
#### FILO ESTERNO | EXTERNAL WIRE



#### SORMONTO OVERLAP



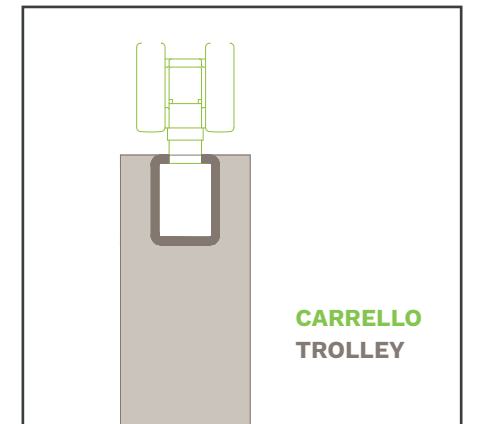
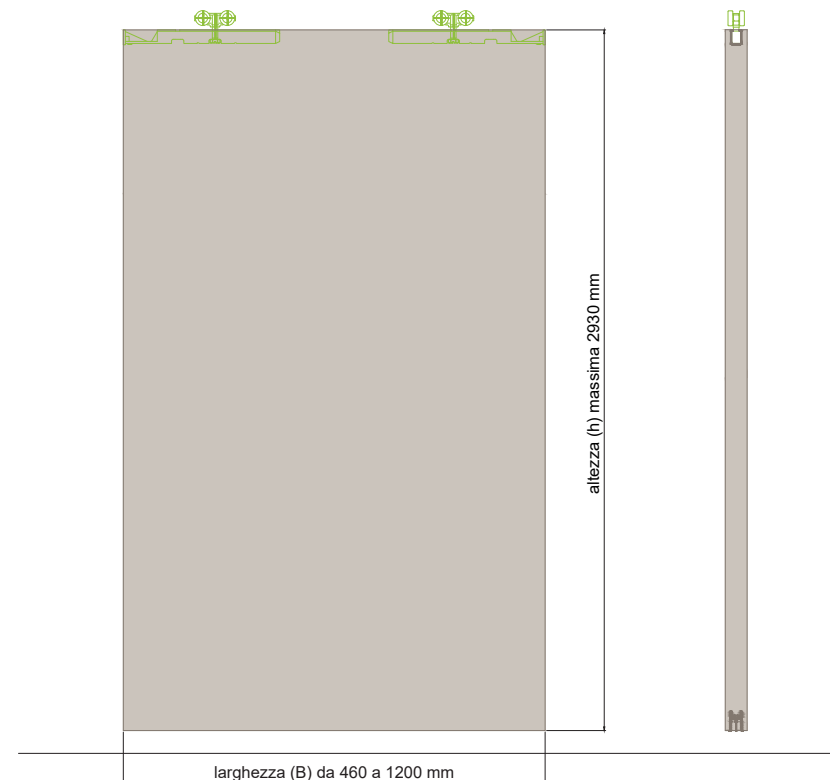
## MODULO CON VETRO | MODULE WITH GLASS



Misure di base e altezza consentite per la parete Anaunia con pannello vetrato.

Base and height measurements allowed for Anaunia sliding partition with glass panel.

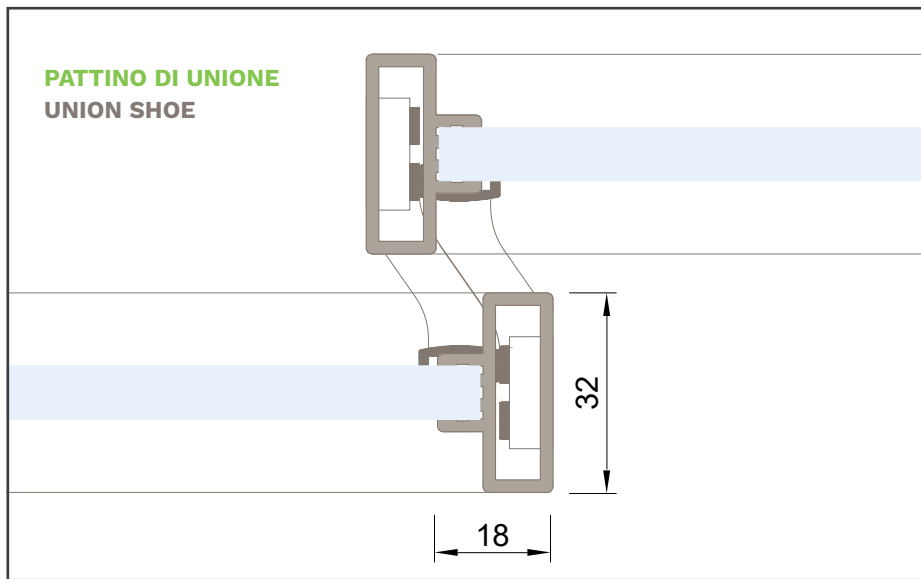


## MODULO CON PANNELLO | MODULE WITH PANEL



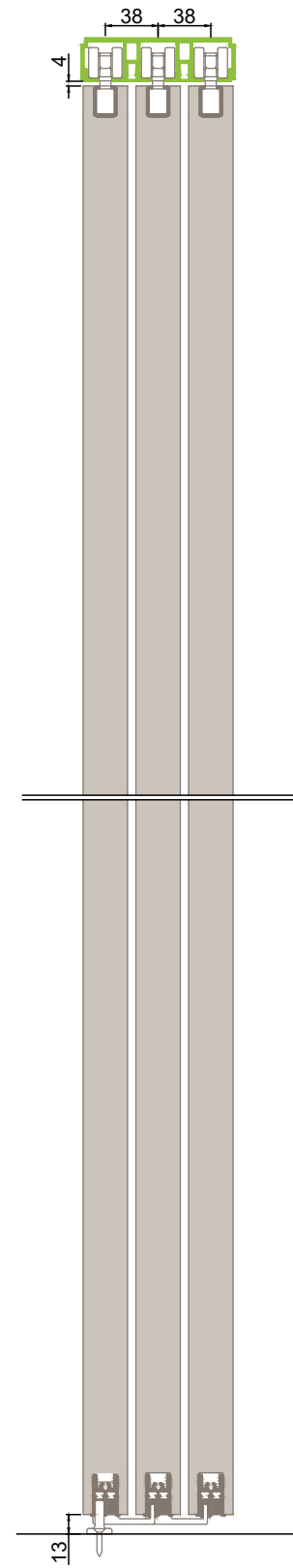
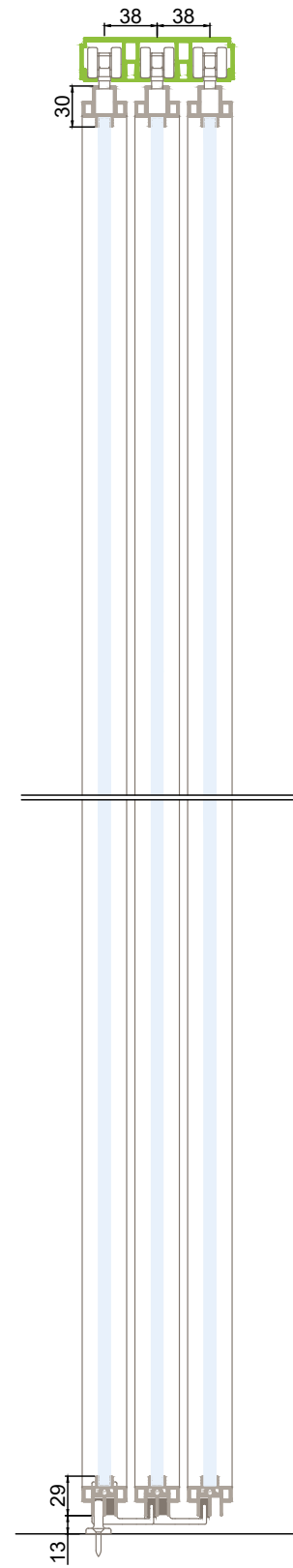
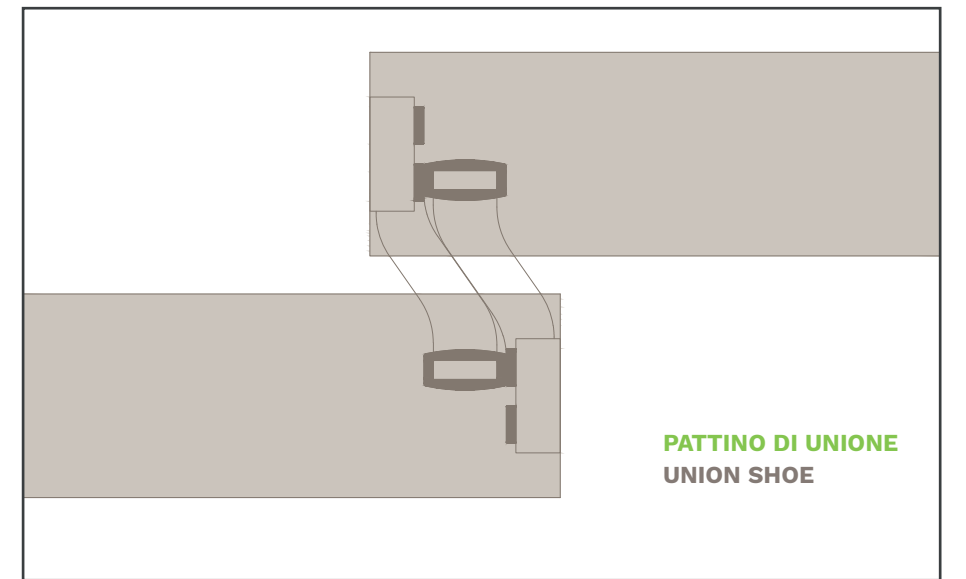


Misure di base e altezza consentite per la parete Anaunia con pannello cieco.

Base and height measurements allowed for Anaunia sliding partition with blank panel.

### CONFIGURAZIONE CON VETRO CONFIGURATION WITH GLASS



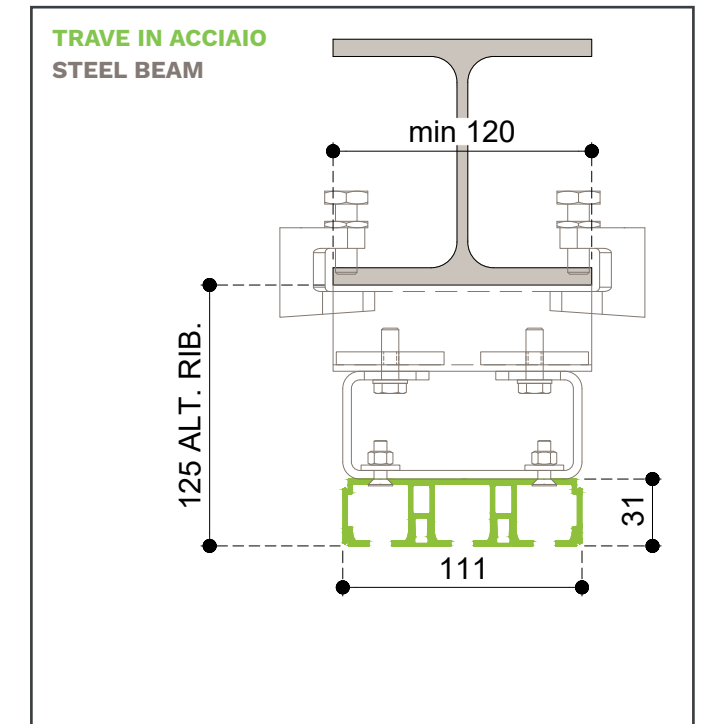
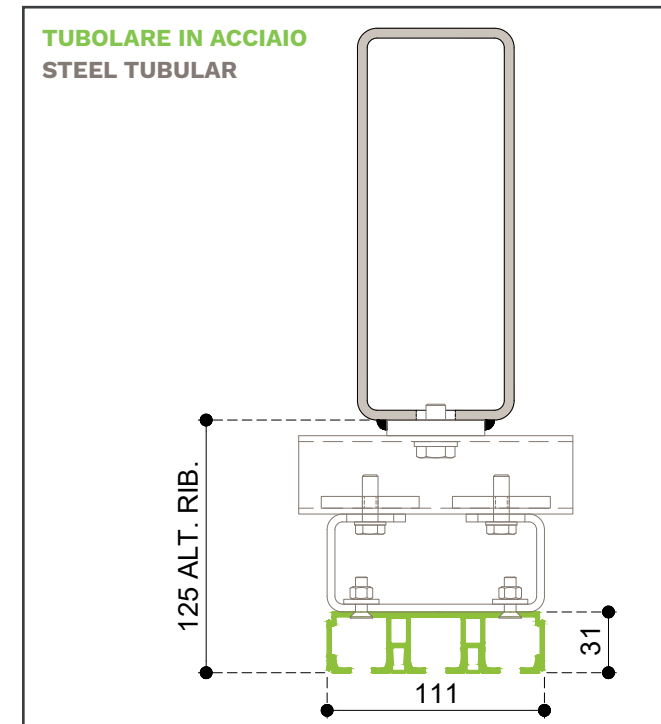
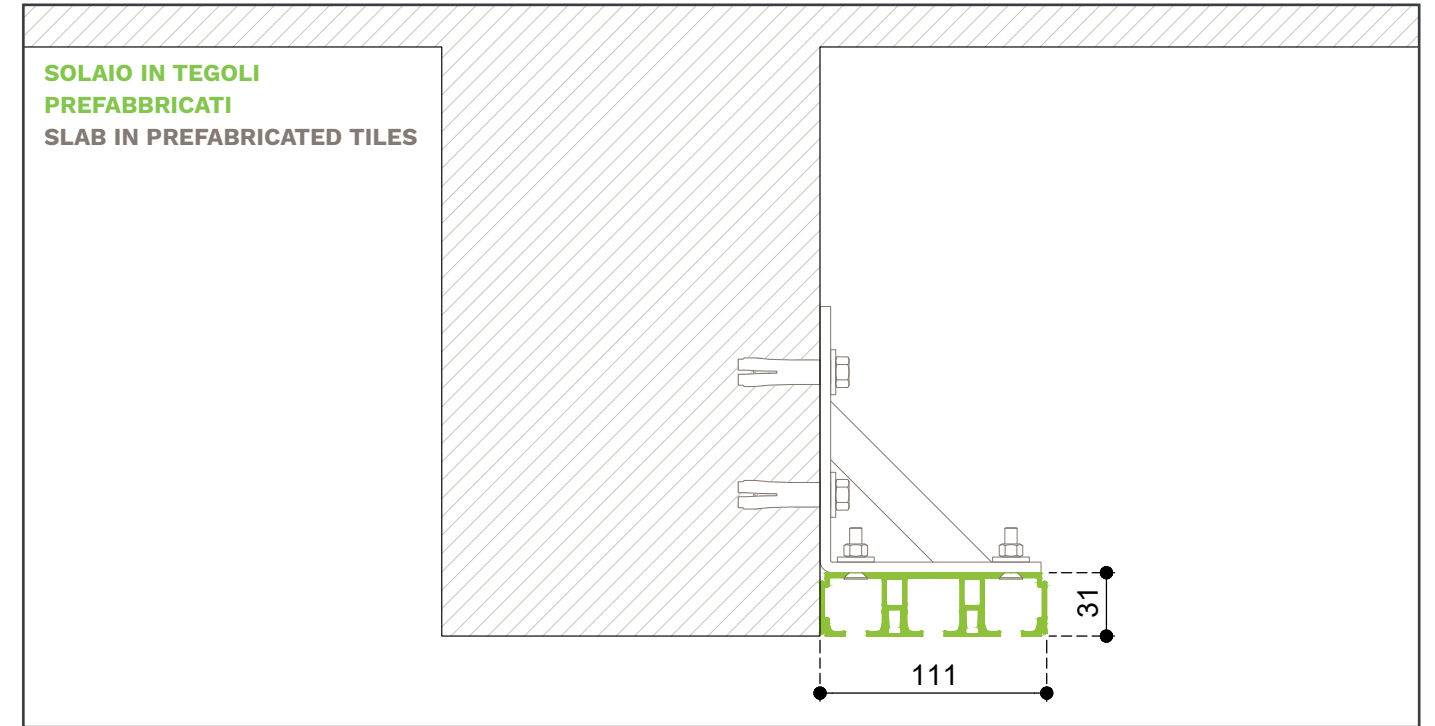
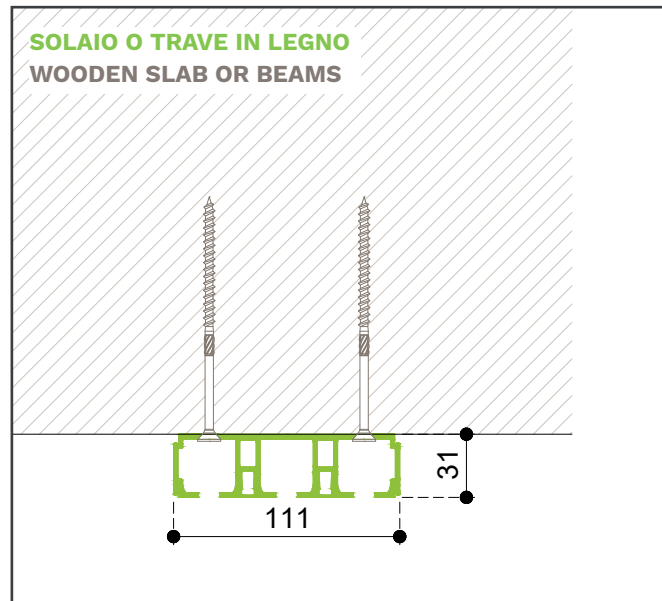
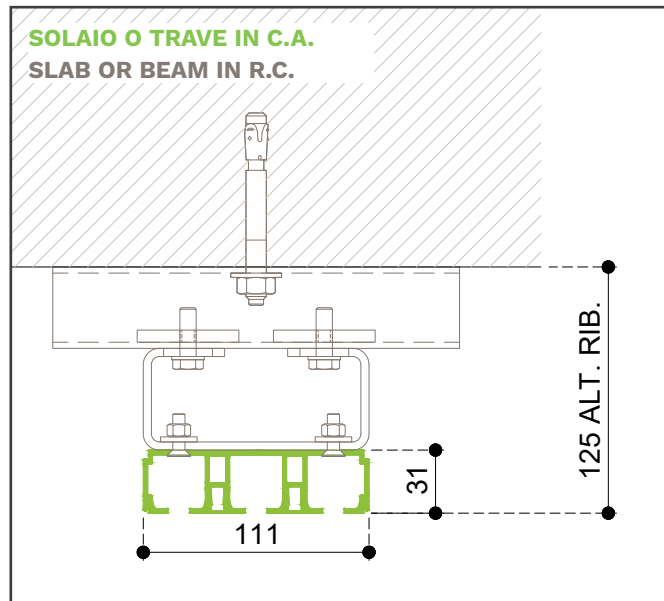
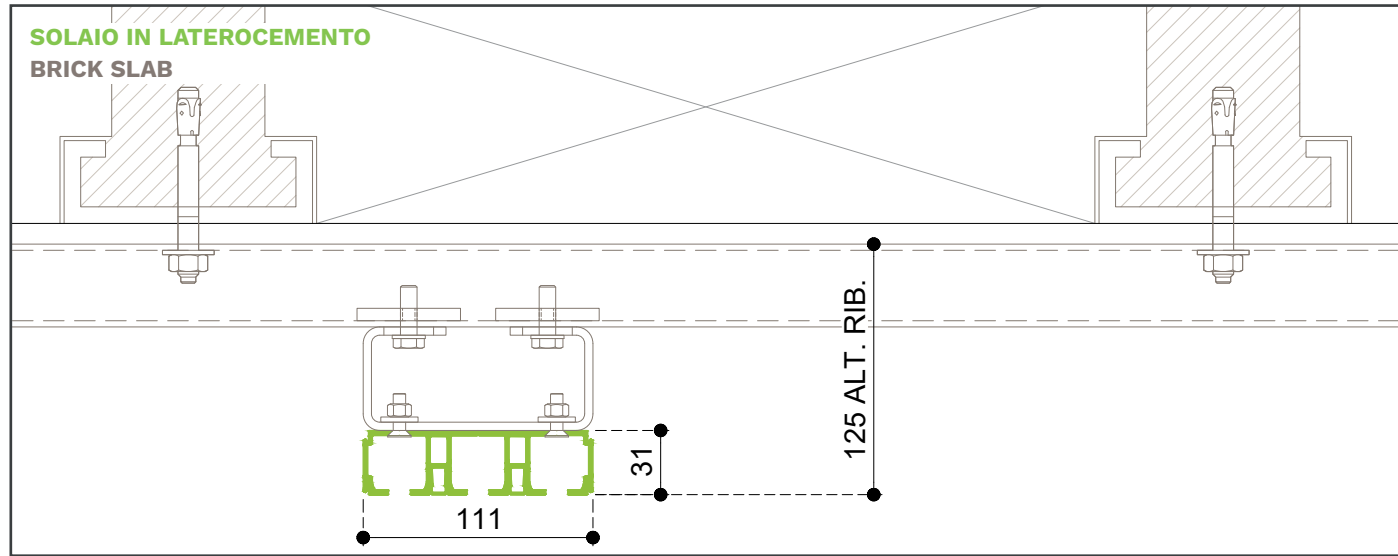
### CONFIGURAZIONE CON PANNELLO CONFIGURATION WITH PANEL



# FISSAGGIO GUIDE FITTING GUIDES

Esistono vari tipi di fissaggi per la guida della parete scorrevole ARIA.

There are various types of fasteners for ARIA sliding wall guide.





**ANAUNIA**<sup>®</sup>  
le pareti manovrabili

**ANAUNIA S.r.l.**  
Via del Grano, 235  
47822 Santarcangelo di Romagna (RN)  
Italy

[www.anaunia.it](http://www.anaunia.it)  
[info@anaunia.it](mailto:info@anaunia.it)  
Tel. +39 0541 670108

